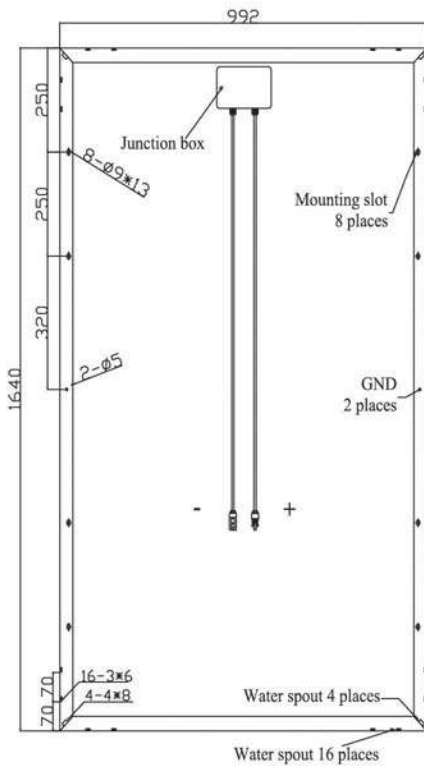



# 260 W Maximum Power

High Efficiency Mono-crystalline  
Solar Module



## BENEFITS

- High and stable conversion efficiency based on over 8 years professional experience
- High reliability with guaranteed 0 - +3 % output power tolerance
- Proven materials, tempered front glass and a sturdy anodized aluminum frame allow modules to operate reliably in multiple mountly configuration
- Combination of high efficiency and attractive appearance

## QUALITY AND SAFETY

- 25-year output power warranty
- ISO9001: 2008 (Quality Management System) certified factory
- IEC 61215, Safety tested IEC 61730, CE
- Product Liability Insurance guarantee end users' benefit
- Hail impact: 277 g steel ball falling from 1 m height, 60 m/s wind speed increased snow load according to IEC 61215: up to 5400 N/m<sup>2</sup> wind load and suction according to IEC 61215: up to 2400 N/m<sup>2</sup>

## TEMPERATURE COEFFICIENTS

Temperature coefficients		at 1000 W/m <sup>2</sup> , 25 °C, air mass: 1.5
Voltage coefficient ( $V_{oc}$ )	$\beta$	- 0.35 %/K
Current coefficient ( $I_{sc}$ )	$\alpha$	+ 0.055 %/K
Power coefficient ( $P_{mpp}$ )	$\gamma$	- 0.45 %/K
Minimum power tolerance		0 - +3 %

NOCT: Nominal Operating cell Temperature: -40°C to +85°C



**SunLink PV Technology Co., Ltd.**

Nanyuan Road, Zhangjiagang Economic Development Zone,  
Jiangsu Province, 215600, China.

Tel: +86-512-58166568 58166566

Fax: +86-512-58166560

www.sunlink-pv.com

# 260 W Maximum Power



## TECHNICAL DATA

Solar cell	60 mono-crystalline 156 × 156 mm
Front glass	3.2 mm tempered glass
Junction box	IP 65 rated
Bypass-diodes	6 pieces
Output cables	1000 mm length cable, compatible with MC IV connectors
Frame	anodized aluminium
Weight	19 kg
Dimensions	1640 × 992 × 45 mm

## ELECTRICAL DATA

Module Type	SL220-20M260	SL220-20M255	SL220-20M250	SL220-20M245	SL220-20M240
Nominal peak power ( $P_{max}$ )	260 W	255 W	250 W	245 W	240 W
Nominal voltage ( $V_{mpp}$ )	30.9 V	30.7 V	30.5 V	30.3 V	30.1 V
Nominal current ( $I_{mpp}$ )	8.41 A	8.30 A	8.20 A	8.08 A	7.97 A
Open circuit voltage ( $V_{oc}$ )	37.3 V	37.3 V	37.3 V	37.2 V	37.2 V
Short circuit current ( $I_{sc}$ )	9.01 A	8.90 A	8.79 A	8.66 A	8.60 A
Module efficiency	16.0 %	15.7 %	15.4 %	15.0 %	14.7 %
Operating Temperatre	- 40 to + 85 °C	- 40 to + 85 °C	- 40 to + 85 °C	- 40 to + 85 °C	- 40 to + 85 °C
Maximum System Voltage	1000 V DC	1000 V DC	1000 V DC	1000 V DC	1000 V DC

STC: Irradiation: 1000 W/m<sup>2</sup>, module temperature: 25 °C, air mass: 1.5 (EN 60904-3)

Maximum power ( $P_{max}$ )	187 W	184 W	180 W	176 W	173 W
Nominal voltage ( $V_{mpp}$ )	29.6 V	29.4 V	29.2 V	29.0 V	28.8 V
Nominal current ( $I_{mpp}$ )	6.33 A	6.25 A	6.17 A	6.08 A	6.00 A
Open circuit voltage ( $V_{oc}$ )	34.4 V	34.4 V	34.4 V	34.3 V	34.3 V
Short circuit current ( $I_{sc}$ )	6.71 A	6.63 A	6.55 A	6.45 A	6.41 A

NOCT: Irradiation: 800 W/m<sup>2</sup>, module temperature: 45 °C, air mass: 1.5

Performance under weak light conditions (200 W/m<sup>2</sup>) EN60904-1, 95.3 % or higher of the STC efficiency (1000 W/m<sup>2</sup>) is achieved

## PACKING CONFIGURATION

Container	20' GP	40' GP	40' HC
Pieces per pallet	22	22	23
Pallets per container	12	28	28
Pieces per container	264	616	644

## WARRANTY AND CERTIFICATIONS

Warranty 10 years workmanship  
12 years 90 % of the nominal power warranty  
25 years 80 % of the nominal power warranty

Certifications IEC 61215, Safety tested IEC 61730 part 2, CE

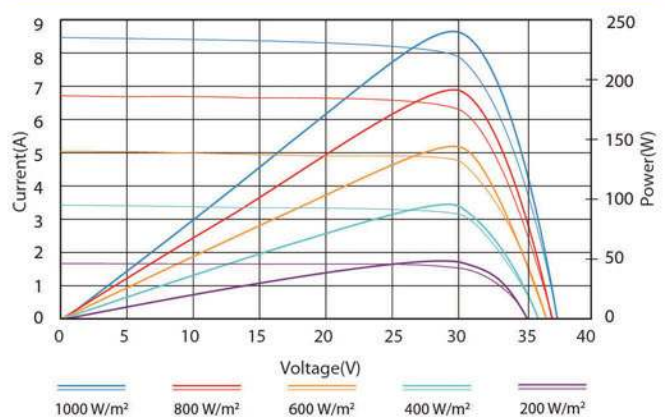
CAUTION: Read Safety And Installation Instructions Before Using The Product.

© April 2012 SunLink PV Technology Co., Ltd. All rights reserved.

Specifications included in this datasheet are subject to change without notice.

♻️ Printed on recycled paper.

## Current-Voltage & Power-Voltage Curve (SL220-20M245)



SunLink PV APPOINTED DEALER